



**BREED**<sup>®</sup>

**ZENTRO**<sup>®</sup> FIRE PIT







# ZENTRO

Designed for the patio enthusiast, our Zentro® smokeless fire pits are designed to accommodate any type of block, stone, or concrete backyard fire pit surround. We offer two shapes and sizes that are made to fit most fire pit surrounds. Transform your smoky backyard fire into a beautiful, smokeless, wood-burning centerpiece in less than a minute with no assembly required. Add the optional grilling accessories to your fire pit, cook a mouth-watering over-the-fire dish, remove, and settle in for a relaxing evening around your smokeless fire.



# ZENTRO ROUND



## 24

### 24" ROUND

SMOKELESS FIRE PIT INSERT WITH LID  
Z0-24SLFP-SS • Z0-24SLFP

BLOCK FIRE PIT THAT IT FITS: 27-33 in.

- Inside Diameter: 24 in.
- Top Flange Outside Diameter: 35 in.
- Height: 12 in.
- Weight (Steel): 104 lbs.
- Weight (Stainless Steel): 77 lbs.

## 30

### 30" ROUND

SMOKELESS FIRE PIT INSERT WITH LID  
Z0-30SLFP-SS • Z0-30SLFP

BLOCK FIRE PIT THAT IT FITS: 34-39 in.

- Inside Diameter: 30 in.
- Top Flange Outside Diameter: 41 in.
- Height: 12 in.
- Weight (Steel): 130 lbs.
- Weight (Stainless Steel): 135 lbs.









# ZENTRO SQUARE

STAINLESS  
STEEL



STEEL

## 24" **24" SQUARE** SMOKELESS FIRE PIT INSERT WITH LID ZO-24SLFP-SQ-SS • ZO-24SLFP-SQ

BLOCK FIRE PIT THAT IT FITS: 27-33 in.

- Inside Diameter: 24 x 24 in.
- Top Flange Outside Diameter: 35 x 35 in.
- Height: 12 in.
- Weight (Steel): 113 lbs.
- Weight (Stainless Steel): 106 lbs.



# ZENTRO ADD ONS

## ◆ **OUTPOST™ GRILL**

WITH CARRYING BAG

BR-OP24

The Outpost™ adjustable grill is designed to go where ever you roam. Our versatile Anchorpoint™ post-locking system makes securing in the ground—or in your Breeo fire pit—simple and stable. The Outpost grill sets up in seconds, breaks down just as quickly, and stores in its heavy-duty soft case, keeping soot and grease away from the rest of your gear.



## ◆ **KETTLE HOOK**

CAST IRON KETTLES AVAILABLE

BR-KH24

The Kettle Hook was designed with functionality in mind. Adjusting up & down, and side to side using our grill post system, the Kettle Hook gives you ultimate cooking flexibility. Used in conjunction with the Outpost grill or by itself, the Kettle Hook is built to support dutch ovens, pots, and large cuts of meat. The ultimate addition to your fire cooking collection, the Kettle Hook will turn some heads at your next outdoor cookout!

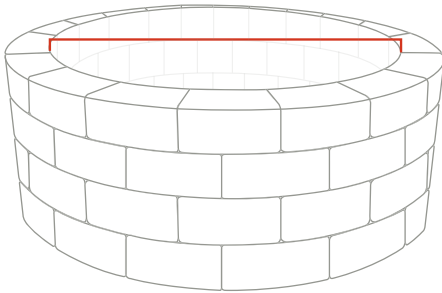






# INSTALLATION

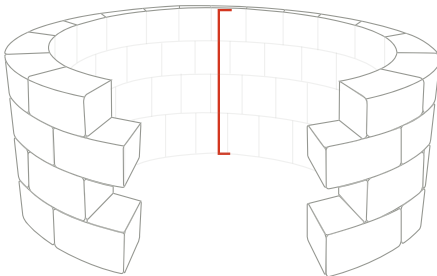
## IN 3 EASY STEPS



### STEP 1

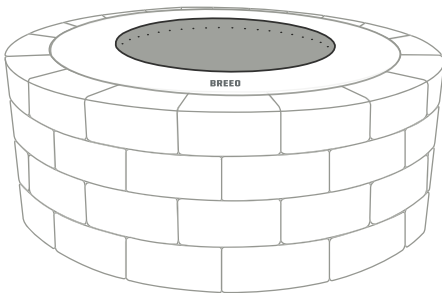
Ensure that you have the correct size block fire surround for your new Zentro® smokeless fire pit (see table below).

ZENTRO SIZE:	BLOCK SURROUND NEEDED:
ZENTRO 24"	27" - 33" INSIDE DIAMETER
ZENTRO 30"	34" - 39" INSIDE DIAMETER



### STEP 2

Ensure that the depth of your block fire surround is at least 15 inches; this will provide 3 inches of air space underneath the fire pit insert for airflow. Ensure that nothing is touching the bottom or the sides of your Zentro fire pit as this will affect airflow and interfere with the smoke reduction technology. Remove any debris or ashes from the inside of the block fire surround if necessary.



### STEP 3

Using 2-3 people, set the fire pit into the block fire surround. The Zentro fire pit has 1/8" spacer brackets welded to the underside of the top flange. Your Zentro fire pit Insert is positioned correctly when these spacer brackets are resting on the top layer of the block fire surround.



# TENDING TO YOUR ZENTRO® FIRE PIT

## STEEL

Be sure to burn a hot fire in your fire pit within 24-48 hours of having your fire pit outside. This will help to cure the paint on the top and outside of the fire pit.

This product can reach potential temperatures of 1,900+ degrees Fahrenheit. At this point, there is no paint that can withstand both direct flame contact and outdoor use. We paint our fire pits with a High-Temp outdoor grill paint that has a heating rating up to 1,400 degrees Fahrenheit. However, with use and time, the fire pit will begin to develop surface rust in some areas. For this reason, we build our fire pits very heavy duty so they will last for years and years, despite the rust. You can maintain the painted black look of your fire pit by sanding any spots you would like to paint and then using black high-temperature paint to touch-up the spots.

## STAINLESS STEEL

The Zentro stainless steel smokeless fire pits are built out of a high quality 304 stainless steel, which should never rust, allowing you to leave your fire pit out in the elements all year long! This material will naturally develop a beautiful patina finish over time and requires no maintenance.



 **BREED**

[WWW.BREED.CO](http://WWW.BREED.CO)

(800) 413-9848

[CONTACT@BREEDLLC.COM](mailto:CONTACT@BREEDLLC.COM)

MADE IN  
THE USA